



# Logo Usage Guidelines

A Complete guidelines of SCAFF CHAMP Logo powered by Layher

## Logo construction

---



Logo Mark

+

**SCAFF  
CHAMP**

Logo Type

+

Powered by **Layher.**

Logo by powered corporate

=



## Logo versions



Only on strong yellow background



Black logo



White logo

## Minimum size

---



25mm/120px

Minimum logo width in print form - 25mm.  
Minimum logo width on the web - 120px.

## Surrounding space

---



The empty space around the logotype should be equal to the "X" box which is equal to the height of the double letter S.

## Primary Font

---

**Commuter Sans Heavy**

**Commuter Sans ExtraBold**

**Commuter Sans Bold**

Commuter Sans Regular

Commuter Sans Light

Commuter Sans ExtraLight

Commuter Sans Thin

## Brand Color



---



### Spanish Yellow

HEX	#fdb715
RGB	252 182 21
CMYK	0 28 92 1
PANTONE	1235 C

## Logo misuse





Don't use the wrong logo and background combination.



Don't alter the logo shape, size, or colors.

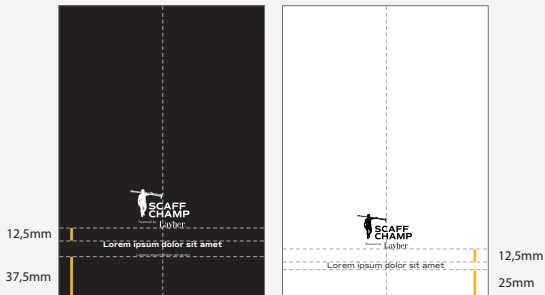
## Logo placement On print media

The preferred placement for the logo on a page is on a top center position, 12.5mm from the top edges of the page, and the top left corner 12.5mm from the top and left edges of the page.



# Logo placement

Front cover






# Stationery

---

## Basic business cards



# Stationery

---

## Corporate identity



# Stationery

---

Corporate identity



# Social media

## Design example

